

CREDIT OPINION

22 October 2019

Update

 Rate this Research

RATINGS
Ringkjøbing Landbobank A/S

Domicile	Ringkøbing, Denmark
Long Term CRR	Aa3
Type	LT Counterparty Risk Rating - Fgn Curr
Outlook	Not Assigned
Long Term Debt	Not Assigned
Long Term Deposit	A1
Type	LT Bank Deposits - Fgn Curr
Outlook	Positive

Please see the [ratings section](#) at the end of this report for more information. The ratings and outlook shown reflect information as of the publication date.

Contacts

Alexios Philippides +357.2569.3031
 VP-Senior Analyst
 alexios.philippides@moodys.com

Corina Moustra +357.2569.3003
 Associate Analyst
 corina.moustra@moodys.com

Simon Ainsworth +44 207 772 5347
 Associate Managing Director
 simon.ainsworth@moodys.com

Sean Marion +44.20.7772.1056
 MD-Financial Institutions
 sean.marion@moodys.com

Ringkjøbing Landbobank A/S

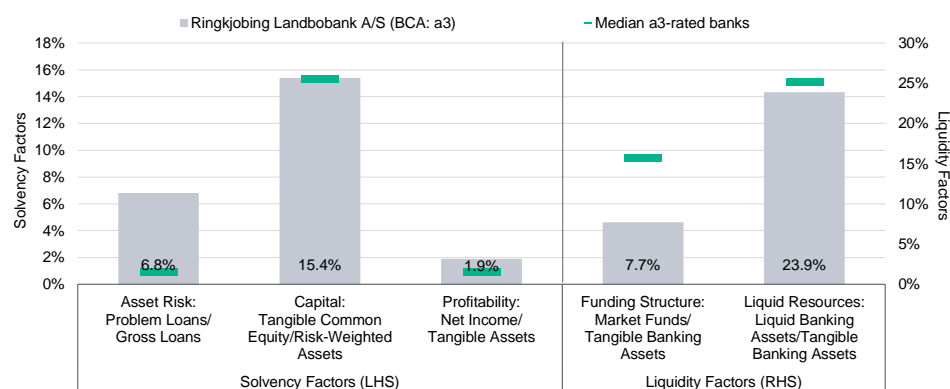
Update to credit analysis

Summary

[Ringkjøbing Landbobank A/S](#)' (Ringkjøbing) A1 deposit rating incorporates two notches of rating uplift, and the A2 issuer rating one notch of uplift, from the bank's a3 Baseline Credit Assessment (BCA) based on our Advanced Loss Given Failure (LGF) analysis. LGF takes into account the risks faced by different debt and deposit classes across the liability structure should the bank enter into resolution. Ringkjøbing's short-term deposit and issuer ratings are P-1, its Counterparty Risk Ratings (CRR) are Aa3/Prime-1 and its Counterparty Risk Assessment (CR Assessment) Aa3(cr)/Prime-1(cr).

Ringkjøbing's a3 standalone BCA reflects its (1) strong capitalisation following the recent merger with Nordjyske Bank A/S (Nordjyske), with a 13.8% reported Common Equity Tier 1 (CET1) ratio as of end-June 2019 and a 13.8% shareholders' equity-to-total assets ratio; (2) high profitability and improving efficiency following the merger; and (3) solid funding profile, reflecting ample deposits and low reliance on market funding. However, the bank's BCA is constrained by elevated asset risks from a loan book which is somewhat concentrated by geography, industry and single borrowers, while problem loans increased as a result of the merger.

Exhibit 1

Rating Scorecard - Key financial ratios


These are our [Banks](#) methodology scorecard ratios. Asset risk and profitability reflect the weaker of either the three-year average and latest figure. Capital is the latest reported figure. Funding structure and liquid resources reflect the latest fiscal year-end figures.

Source: Moody's Investors Service

Credit strengths

- » Solid regulatory capital metrics and leverage ratio
- » Profitability remains strong and cost efficiency is recovering following the merger
- » Stable funding profile and adequate liquidity

Credit challenges

- » Elevated asset risks from credit concentrations
- » Pressure on net interest margins, in light of the low interest rate environment

Outlook

Ringkjøbing's long-term deposit and issuer ratings carry a positive outlook reflecting the upward pressure that may arise on these ratings should the bank issue significant amounts of more junior instruments, in line with its funding plan. These issuances would predominantly take the form of junior senior unsecured debt (also broadly known as non-preferred senior debt) in order for the bank to continue to meet its minimum requirement for own funds and eligible liabilities (MREL) set by the Danish Financial Supervisory Authority (FSA) along with the subordination requirement that applies from 2022.¹ The increased issuance might result in lower losses-given-failure for junior deposits and senior unsecured debt under our Advanced LGF analysis by providing a higher degree of protection to these debt classes.

In addition, we expect that the bank will be able to sustain its credit profile, which will be supported by the benign domestic operating environment over the next 12-18 months, despite continued pressure from the persistent low interest rate environment on the bank's earnings.

Factors that could lead to an upgrade

- » Upward rating momentum for the long-term deposit and issuer ratings of Ringkjøbing could develop from the issuance of higher amounts of junior debt, that would improve these creditors' position in a resolution scenario.
- » Upward pressure on Ringkjøbing's ratings could also develop from an improvement in its fundamental profile, as indicated by the bank's BCA, as a result of: (1) a seasoning of the bank's combined portfolio with low losses and a significant reduction in concentrations, particularly to volatile sectors and to single borrowers, leading to lower susceptibility to adverse events; (2) increased geographic diversification, a constraint at the bank's current level, without an increase in risk taken; and (3) a substantial improvement in the bank's liquidity.

Factors that could lead to a downgrade

- » The positive outlook assigned to Ringkjøbing's ratings would be revised to stable if the bank does not issue junior debt volumes in line with its public disclosures or if the liability structure changes in a way that negatively affects the volume or subordination amounts of these instruments. Ringkjøbing's ratings could even be downgraded if such a shift in the bank's funding mix is material and results in lower rating uplift, than currently assumed, under our Advanced LGF framework.
- » Downward pressure on Ringkjøbing's ratings could emerge from a deterioration in the bank's fundamental credit profile, for instance if we observe: (1) a further weakening in capital metrics below current expectations, or, if the bank's capital buffers do not rise in line with any increase in regulatory capital requirements; (2) higher through-the-cycle losses, compared to the low levels experienced in the past for Ringkjøbing, or, an increase in credit concentrations to single borrowers or higher risk sectors; (3) a persistent weakening of the bank's recurring earnings power and operating efficiency, for example from a failure to extract cost synergies following the merger; or (4) an increase in the bank's reliance on market funding from the currently expected low level.

This publication does not announce a credit rating action. For any credit ratings referenced in this publication, please see the ratings tab on the issuer/entity page on www.moody's.com for the most updated credit rating action information and rating history.

Key indicators

Exhibit 2

Ringkjøbing Landbobank A/S (Consolidated Financials) [1]

	06-19 ²	12-18 ²	12-17 ²	12-16 ²	12-15 ²	CAGR/Avg. ³
Total Assets (DKK Million)	52,425.9	49,650.5	25,796.5	24,258.1	22,383.7	27.5 ⁴
Total Assets (USD Million)	7,999.1	7,605.8	4,160.5	3,441.1	3,258.3	29.3 ⁴
Tangible Common Equity (DKK Million)	6,173.8	6,123.6	3,816.8	3,554.5	3,293.8	19.7 ⁴
Tangible Common Equity (USD Million)	942.0	938.1	615.6	504.2	479.5	21.3 ⁴
Problem Loans / Gross Loans (%)	--	6.8	4.1	5.0	5.7	5.4 ⁵
Tangible Common Equity / Risk Weighted Assets (%)	15.4	16.8	19.4	19.4	18.9	18.0 ⁶
Problem Loans / (Tangible Common Equity + Loan Loss Reserve) (%)	--	29.6	17.7	20.4	24.5	23.0 ⁵
Net Interest Margin (%)	2.3	2.4	2.5	2.9	2.9	2.6 ⁵
PPI / Average RWA (%)	3.5	3.1	4.0	4.0	3.9	3.7 ⁶
Net Income / Tangible Assets (%)	1.9	1.4	2.3	2.2	2.0	2.0 ⁵
Cost / Income Ratio (%)	38.0	44.5	31.0	31.0	32.1	35.3 ⁵
Market Funds / Tangible Banking Assets (%)	8.3	7.7	9.2	8.0	7.3	8.1 ⁵
Liquid Banking Assets / Tangible Banking Assets (%)	25.4	23.9	23.6	26.1	20.7	23.9 ⁵
Gross Loans / Due to Customers (%)	104.1	106.4	106.1	100.5	107.4	104.9 ⁵

[1]All figures and ratios are adjusted using Moody's standard adjustments. [2]Basel III - fully-loaded or transitional phase-in; LOCAL GAAP. [3]May include rounding differences due to scale of reported amounts. [4]Compound Annual Growth Rate (%) based on time period presented for the latest accounting regime. [5]Simple average of periods presented for the latest accounting regime. [6]Simple average of Basel III periods presented.

Source: Moody's Investors Service; Company Filings

Profile

Ringkjøbing is a Danish regional and niche bank, established in 1886, with operations primarily in central, western and northern Jutland. The bank provides retail and commercial banking products and services; financing for private medical practices and dentists; funding of wind turbines, solar plants and bio mass; and private banking.

On 8 June 2018, Ringkjøbing merged with Nordjyske. Ringkjøbing was the surviving legal entity.

The bank reported a consolidated asset base of DKK52.4 billion (around €7.0 billion) as of end-June 2019 (DKK25.8 billion as of the end of 2017, before the merger). As of end-2018, Ringkjøbing operated through a network of 31 branches and had 674 full-time employees.

Ringkjøbing shares are listed on the NASDAQ Copenhagen Stock Exchange (Ticker: RILBA). As of 31 December 2018, the bank's largest shareholders with more than a 5% stake were [Nykredit Realkredit A/S](#) (Baa1 positive, baa1²) and pension provider Arbejdsmarkedets Tillægspension (ATP).

Detailed credit considerations

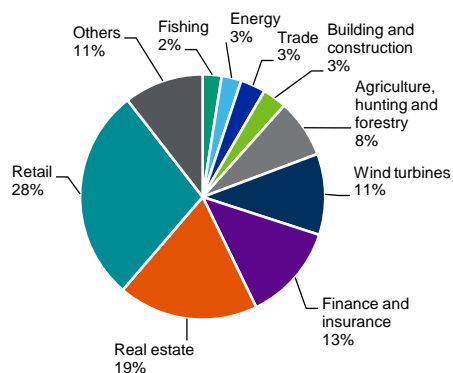
Elevated asset risks from credit concentrations

Our ba2 Asset Risk score indicates that elevated risks from credit concentrations, particularly sector and geographical concentrations, remain a relative weakness for the bank's rating level. Also, concentrations to single borrowers picked up slightly in recent quarters. Our assessment also takes into account the bank's very low average historical losses through a number of economic cycles.

Ringkjøbing's loan book continues to exhibit relatively high, although declining, concentration to the volatile real estate sector, with the merged entity's exposure accounting for 14% of total loans and guarantees as of end-June 2019 (see Exhibit 4). The challenged agricultural sector made up a further 8% as of the same date. The bank's problem loan ratio (defined as IFRS 9 stage 3 loans over gross loans) rose to 6.8% as of year-end 2018 (latest available data), from 4.1% as of year-end 2017, mainly as a result of Nordjyske's exposure to the troubled agriculture sector. Stage 3 loans coverage by impairments has remained relatively robust at 66% as of the end of 2018.

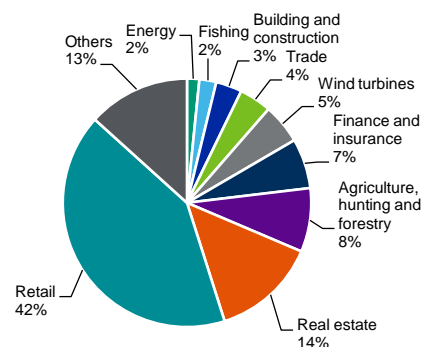
Exhibit 3
Ringkjøbing's loan book and guarantees breakdown before the merger...

Loan portfolio and guarantees breakdown by sector - March 2018



Sources: Moody's Investors Service, company reports

Exhibit 4
..and following the merger
June 2019



Sources: Moody's Investors Service, company reports

The merger shifted the geographic spread of the bank's loan book within Denmark. Geographic concentrations remain, however. Around 65% of lending was to customers in the bank's key markets in North, West and Central Jutland as of end-2018. Lending remains heavily concentrated in Denmark and only 6% of loan book was to customers located outside Denmark.

Ringkjøbing's top 20 large exposures were equivalent to 127% of the bank's CET1 capital as of the end of June 2019, compared with 106% as of end-2018 after the merger, and 136% as of end-2017 before the merger. These concentrations are, however, well below the regulatory limit of 175% of CET1 capital. Also, Nordjyske's retail portfolio, which made up 46% of total as of end-2017 compared to 28% for Ringkjøbing as of March 2018 (see Exhibit 3), helped to diversify the combined portfolio, with retail loans accounting for 42% of the bank's book as of June 2019.

We also consider risks relating to the bank's recent significant organic growth that leads to a relatively unseasoned loan portfolio. Loans grew by a compound annual rate of 8% between end-2014 and end-2017. On a pro-forma basis for 2018, loans continued to grow at around 7% and a further 3.5% for the first six months of 2019. We expect Ringkjøbing will continue to grow organically over the coming quarters.

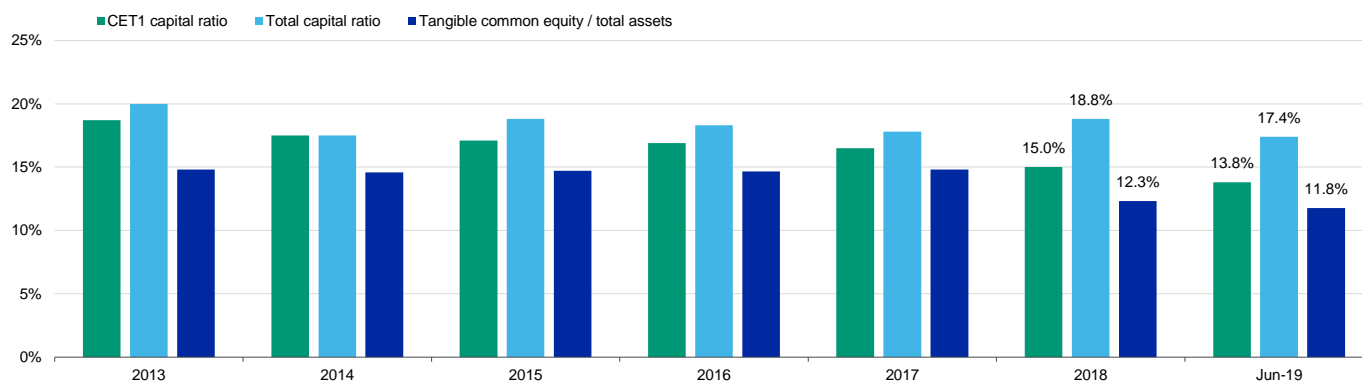
Finally, historical credit losses for Ringkjøbing had been low on average, with average credit costs³ of around 0.7% for the ten year period from 2008 to 2017, but for Nordjyske credit losses had been higher. Over the longer-term, we expect that as a merged entity, future losses would be lower as Ringkjøbing has now applied its own underwriting standards.

Solid regulatory capital metrics and leverage ratio

Our assigned aa3 Capital score supports Ringkjøbing's standalone credit profile, reflecting the bank's solid capitalisation, which is well in excess of regulatory minima. We expect the bank to sustain its high capital buffers in the foreseeable future given its high capacity to generate capital internally and strong leverage metrics.

Ringkjøbing reported CET1 and total capital ratios of 13.8% and 17.4% respectively as of end-June 2019, from 15.0% and 18.8% as of the end of 2018 (see Exhibit 5). We expect the decline to be mostly temporary because it was principally driven by current period credit growth and by an increase in short-term guarantees related to large mortgage refinancing activity in Denmark. Both metrics are also well above the bank's fully loaded requirements. These are 8.7% for the CET1 ratio and 12.7% for the total capital ratio and include the Danish Financial Supervisory Authority's (FSA) pillar 1 and pillar 2 components (the latter is 1.2% on total capital for Ringkjøbing), a 2.5% capital conservation buffer, and an additional [1.0% countercyclical buffer](#) that applies to all banks in Denmark from 30 September 2019. The countercyclical buffer will rise to 1.5% in June 2020.

Exhibit 5

Ringkjøbing's capitalisation remains solid

Source: Moody's Investors Service

Ringkjøbing applies the standardised approach to calculate credit-related risk-weighted assets (RWAs). Therefore, the bank's risk density, measured as the ratio of RWAs to total assets, was relatively high at 77% as of end-June 2019, rendering the bank's capital metrics less sensitive to potential amendments in regulatory methods to calculating RWAs, including floor requirements, or to macroeconomic shocks that could increase RWAs of more risk-sensitive models. Also, the bank's tangible common equity-to-total assets was 11.8% as of end-June 2019, one of the highest such ratios among those of Nordic and international banks (which are typically within 4%-10% on average), further underpinning our favourable capital assessment.

Profitability remains strong and cost efficiency is recovering following the merger

Our assigned Profitability score of a1 is informed by our forward-looking view of Ringkjøbing's profitability and the bank's track record of consistent earnings and cost containment. The bank's net income to tangible assets improved to 1.9% during the first six months of 2019, in line with our expectations. The bank's net income to tangible assets had declined to 1.7% in 2018 on a pro-forma basis (including Nordjyske's full year profits as if the merger had taken effect on 1 January 2018) because of merger related costs and in anticipation of synergies to be extracted, from 2.3% in 2017. Our assessment also reflects margin compression in light of the low interest rate environment, strong competition and growing issuances of junior senior debt. Even at slightly lower levels, we consider the bank's profitability to be relatively strong, providing ample capacity to generate capital internally and absorb losses.

The bank's core profits (before impairments) grew by 12% year-over-year (on a pro-forma) basis during H1 2019, benefitting from (1) growth of 3% in net interest income through 8% lending growth; (2) an increase in net fees and commissions of 8% driven by large mortgage refinancing activity and (3) a decline in costs by 7%. These were partly offset by higher impairment charges equivalent to 0.3% of average gross loans, which we expect will remain at these levels going forward.

The merger weighed on Ringkjøbing's efficiency, with a pro-forma cost-to-income ratio of 43% in 2018. The bank was historically one of Denmark's most efficient banks, driven by a lean business model, with a cost-to-income ratio of 33% in 2017. However, synergies extracted from the merger should gradually restore efficiency over time. The bank expects aggregate cost synergies of around DKK100 million in 2019-2021, along with additional cross-selling synergies. The bank's cost control efforts during 2019 and no further merger-related costs resulted in an improvement in the cost-to-income ratio to 39% in the first half 2019, and we expect the bank's cost-to-income ratio to improve further in the coming quarters.

In addition, we expect the benign operating environment in Denmark to continue to support Ringkjøbing's profitability, despite the low interest environment and pressure on margins, because impairment charges are likely to remain low. At the same time, the bank's ability to further grow its lending activities raises Ringkjøbing's capacity to cope with the challenges arising from low interest rates, supported by the bank's ability to attract new customers.

Stable funding profile and adequate liquidity

Ringkjøbing's stable funding profile supports the bank's BCA. As of end-June 2019, customer deposits accounted for 67% of assets. Furthermore, the bank's reliance on more confidence-sensitive market funding remained low at 8% of tangible banking assets. We

expect the bank's market funding reliance to increase modestly as a result of junior senior debt issuances to meet its MREL. These strengths and expectations are reflected in our assigned a1 Funding Structure score.

As with other medium-sized Danish banks, Ringkjøbing can secure mortgage financing through specialised mortgage lenders, for example, Totalkredit A/S or DLR Kredit A/S. Loans funded by these specialised lenders are transferred to these institutions and do not appear on Ringkjøbing's balance sheet.

We consider Ringkjøbing's liquidity to be adequate compared with its lending-driven business model, as well as its large and stable deposit base. This view is reflected in our assigned baa2 score for Liquid Resources, which also takes into account that some of the bank's financial securities are pledged for clearing and other purposes. As of end-June 2019, liquid banking assets accounted for around 25% of assets, and the bank reported a liquidity coverage ratio of 214% (2018: 183%) over the same period. Ringkjøbing's liquidity coverage ratio is comfortably above the 100% minimum requirement, set by the Danish FSA.

Environmental, social and governance considerations

In line with our general view for the banking sector, Ringkjøbing has a low exposure to Environmental risks, see our [Environmental risk heatmaps](#) for further information.

The most relevant social risks for banks arise from the way they interact with their customers. Social risks are particularly high in the area of data security and customer privacy which is partly mitigated by sizeable technology investments and banks' long track record of handling sensitive client data. Fines and reputational damage due to product misselling or other types of misconduct is a further social risk. Societal trends are also relevant in a number of areas, such as shifting customer preferences towards digital banking services, increasing information technology cost, aging population concerns in several countries, including Denmark, impacting demand for financial services or socially driven policy agendas that may translate into regulation that affects banks' revenue base. Overall, we consider banks, including Ringkjøbing, to face moderate social risks.

Governance is highly relevant for Ringkjøbing, as it is to all players in the banking industry. Corporate governance weaknesses can lead to a deterioration in a company's credit quality, while governance strengths can benefit its credit profile. Governance risks are largely internal rather than externally driven, and for Ringkjøbing we do not have material governance concerns. Nonetheless corporate governance remains a key credit consideration and requires ongoing monitoring.

Source of facts and figures cited in this report

Unless noted otherwise, we have sourced data relating to systemwide trends and market shares from the central bank. Bank-specific figures originate from banks' reports and Moody's Banking Financial Metrics. All figures are based on our own chart of accounts and may be adjusted for analytical purposes. Please refer to the document [Financial Statement Adjustments in the Analysis of Financial Institutions](#), published on 9 August 2018.

Support and structural considerations

Loss Given Failure analysis

Ringkjøbing operates in Denmark and is subject to the EU Bank Resolution and Recovery Directive (BRRD), which we consider an operational resolution regime. In accordance with our methodology we therefore apply our Advanced LGF analysis to Ringkjøbing's liabilities, considering the risks faced by different debt and deposit classes across the liability structure should the bank enter resolution.

In our Advanced LGF analysis we use our standard assumptions and assume residual tangible common equity of 3% and losses post-failure of 8% of tangible banking assets, a 25% runoff in "junior" wholesale deposits, and a 5% run-off in preferred deposits. We assign a 25% probability to deposits being preferred to senior unsecured debt.

Under these assumptions, for Ringkjøbing's A1 rated deposits, our LGF analysis indicates a very low loss-given-failure, leading to a two-notch uplift from the bank's a3 Adjusted BCA from which these ratings are notched.

For Ringkjøbing's A2 issuer rating, our LGF analysis indicates low loss-given-failure, leading to one notch of rating uplift from the bank's a3 Adjusted BCA. Issuer ratings are opinions of the bank's ability to honour senior unsecured debt and debt-like obligations.

The positive outlook on the bank's long-term deposit and issuer ratings reflects this likely evolution of the bank's liability structure and that the higher volumes of junior senior debt through to the end of 2021 could provide additional subordination to the bank's deposits and senior unsecured debt, thereby reducing their expected loss-given-failure.

In December 2018, Ringkjøbing received its final MREL by the Danish FSA. This requirement was 20.7% of risk-weighted exposures as of end-September 2019. The bank complied with this requirement as of this date by also grandfathering outstanding senior debt issued before 2018. We expect the bank will gradually replace senior debt with junior senior debt issuance to meet the subordination requirement by 1 January 2022. The bank had junior senior debt of DKK715 million outstanding as of end-June 2019, privately placed with institutional investors, and according to its Q2 2019 disclosures it expected to issue around DKK590 million and DKK1 billion of junior senior debt in the second half of 2019, and in 2020, respectively. Following an €100 million (around DKK745 million) issuance of Tier 2-eligible instruments in August 2019, along with a junior senior debt issuance of DKK400 million in September 2019, we expect these funding plans to be somewhat adjusted.

Government support considerations

We do not incorporate any government support uplift on Ringkjøbing's ratings because we consider the probability of government support, in case of need, to be low. Our government support assumptions are driven by the implementation of the EU's BRRD in Denmark.

Counterparty Risk Rating

Counterparty Risk Ratings (CRRs) are opinions of the ability of entities to honour the uncollateralised portion of non-debt counterparty financial liabilities (CRR liabilities) and also reflect the expected financial losses in the event such liabilities are not honoured. CRRs are distinct from ratings assigned to senior unsecured debt instruments and from issuer ratings because they reflect that, in a resolution, CRR liabilities might benefit from preferential treatment compared with senior unsecured debt. Examples of CRR liabilities include the uncollateralised portion of payables arising from derivatives transactions and the uncollateralised portion of liabilities under sale and repurchase agreements.

Ringkjøbing's CRR is positioned at Aa3/Prime-1

The CRR is positioned three notches above the adjusted BCA of a3, reflecting the extremely low loss-given-failure from the high volume of instruments that are subordinated to CRR liabilities.

Counterparty Risk (CR) Assessment

CR Assessments are opinions of how counterparty obligations are likely to be treated if a bank fails, and are distinct from debt and deposit ratings in that they (1) consider only the risk of default rather than both the likelihood of default and the expected financial loss, and (2) apply to counterparty obligations and contractual commitments rather than debt or deposit instruments. The CR Assessment is an opinion of the counterparty risk related to a bank's covered bonds, contractual performance obligations (servicing), derivatives (for example, swaps), letters of credit, guarantees and liquidity facilities.

Ringkjøbing's CR Assessment is positioned at Aa3(cr)/Prime-1(cr)

For Ringkjøbing, our LGF analysis indicates an extremely low loss-given-failure for the CR Assessment, leading to three notches of uplift from the bank's a3 Adjusted BCA.

Methodology and scorecard

About Moody's bank scorecard

Our scorecard is designed to capture, express and explain in summary form our Rating Committee's judgement. When read in conjunction with our research, a fulsome presentation of our judgement is expressed. As a result, the output of our scorecard may materially differ from that suggested by raw data alone (though it has been calibrated to avoid the frequent need for strong divergence). The scorecard output and the individual scores are discussed in rating committees and may be adjusted up or down to reflect conditions specific to each rated entity.

Rating methodology and scorecard factors

Exhibit 6

Ringkjøbing Landbobank A/S

Macro Factors

Weighted Macro Profile **Strong +** **100%**

Factor	Historic Ratio	Initial Score	Expected Trend	Assigned Score	Key driver #1	Key driver #2
Solvency						
Asset Risk						
Problem Loans / Gross Loans	6.8%	ba1	←→	ba2	Sector concentration	Unseasoned risk
Capital						
Tangible Common Equity / Risk Weighted Assets (Basel III - transitional phase-in)	15.4%	aa3	←→	aa3	Expected trend	Nominal leverage
Profitability						
Net Income / Tangible Assets	1.9%	aa3	←→	a1	Earnings quality	
Combined Solvency Score		a3		a3		
Liquidity						
Funding Structure						
Market Funds / Tangible Banking Assets	7.7%	a1	←→	a1	Extent of market funding reliance	Expected trend
Liquid Resources						
Liquid Banking Assets / Tangible Banking Assets	23.9%	baa1	←→	baa2	Asset encumbrance	
Combined Liquidity Score		a2		a3		
Financial Profile				a3		
Qualitative Adjustments				Adjustment		
Business Diversification				0		
Opacity and Complexity				0		
Corporate Behavior				0		
Total Qualitative Adjustments				0		
Sovereign or Affiliate constraint				Aaa		
Scorecard Calculated BCA range				a2 - baa1		
Assigned BCA				a3		
Affiliate Support notching				0		
Adjusted BCA				a3		

Balance Sheet	in-scope (DKK Million)	% in-scope	at-failure (DKK Million)	% at-failure
Other liabilities	7,403	15.7%	10,971	23.2%
Deposits	34,974	74.0%	31,407	66.4%
Preferred deposits	25,881	54.7%	24,587	52.0%
Junior deposits	9,093	19.2%	6,820	14.4%
Senior unsecured bank debt	1,314	2.8%	1,314	2.8%
Junior senior unsecured bank debt	715	1.5%	715	1.5%
Dated subordinated bank debt	1,448	3.1%	1,448	3.1%
Equity	1,418	3.0%	1,418	3.0%
Total Tangible Banking Assets	47,272	100.0%	47,272	100.0%

Debt Class	De Jure waterfall		De Facto waterfall		Notching		LGF Notching Guidance vs. Adjusted BCA	Assigned LGF notching	Additional Notching	Preliminary Rating Assessment
	Instrument volume + subordination	Sub-ordination	Instrument volume + subordination	Sub-ordination	De Jure	De Facto				
Counterparty Risk Rating	24.8%	24.8%	24.8%	24.8%	3	3	3	3	0	aa3
Counterparty Risk Assessment	24.8%	24.8%	24.8%	24.8%	3	3	3	3	0	aa3 (cr)
Deposits	24.8%	7.6%	24.8%	10.4%	2	3	2	2	0	a1

Instrument Class	Loss Given Failure notching	Additional notching	Preliminary Rating Assessment	Government Support notching	Local Currency Rating	Foreign Currency Rating
Counterparty Risk Assessment	3	0	aa3 (cr)	0	Aa3(cr)	
Deposits	2	0	a1	0	A1	A1

[1]Where dashes are shown for a particular factor (or sub-factor), the score is based on non-public information.

Source: Moody's Investors Service

Ratings

Exhibit 7

Category	Moody's Rating
RINGKJOBING LANDBOBANK A/S	
Outlook	Positive
Counterparty Risk Rating	Aa3/P-1
Bank Deposits	A1/P-1
Baseline Credit Assessment	a3
Adjusted Baseline Credit Assessment	a3
Counterparty Risk Assessment	Aa3(cr)/P-1(cr)
Issuer Rating	A2
ST Issuer Rating	P-1

Source: Moody's Investors Service

Endnotes

- 1 MREL must be met exclusively with capital and junior debt instruments that are written-down or converted into equity before simple creditors in resolution or bankruptcy from 2022.
- 2 The bank ratings shown here are the bank's issuer rating and baseline credit assessment
- 3 Defined as loan loss provision expenses/average gross loans.

© 2019 Moody's Corporation, Moody's Investors Service, Inc., Moody's Analytics, Inc. and/or their licensors and affiliates (collectively, "MOODY'S"). All rights reserved.

CREDIT RATINGS ISSUED BY MOODY'S INVESTORS SERVICE, INC. AND ITS RATINGS AFFILIATES ("MIS") ARE MOODY'S CURRENT OPINIONS OF THE RELATIVE FUTURE CREDIT RISK OF ENTITIES, CREDIT COMMITMENTS, OR DEBT OR DEBT-LIKE SECURITIES, AND MOODY'S PUBLICATIONS MAY INCLUDE MOODY'S CURRENT OPINIONS OF THE RELATIVE FUTURE CREDIT RISK OF ENTITIES, CREDIT COMMITMENTS, OR DEBT OR DEBT-LIKE SECURITIES. MOODY'S DEFINES CREDIT RISK AS THE RISK THAT AN ENTITY MAY NOT MEET ITS CONTRACTUAL FINANCIAL OBLIGATIONS AS THEY COME DUE AND ANY ESTIMATED FINANCIAL LOSS IN THE EVENT OF DEFAULT OR IMPAIRMENT. SEE MOODY'S RATING SYMBOLS AND DEFINITIONS PUBLICATION FOR INFORMATION ON THE TYPES OF CONTRACTUAL FINANCIAL OBLIGATIONS ADDRESSED BY MOODY'S RATINGS. CREDIT RATINGS DO NOT ADDRESS ANY OTHER RISK, INCLUDING BUT NOT LIMITED TO: LIQUIDITY RISK, MARKET VALUE RISK, OR PRICE VOLATILITY. CREDIT RATINGS AND MOODY'S OPINIONS INCLUDED IN MOODY'S PUBLICATIONS ARE NOT STATEMENTS OF CURRENT OR HISTORICAL FACT. MOODY'S PUBLICATIONS MAY ALSO INCLUDE QUANTITATIVE MODEL-BASED ESTIMATES OF CREDIT RISK AND RELATED OPINIONS OR COMMENTARY PUBLISHED BY MOODY'S ANALYTICS, INC. CREDIT RATINGS AND MOODY'S PUBLICATIONS DO NOT CONSTITUTE OR PROVIDE INVESTMENT OR FINANCIAL ADVICE, AND CREDIT RATINGS AND MOODY'S PUBLICATIONS ARE NOT AND DO NOT PROVIDE RECOMMENDATIONS TO PURCHASE, SELL, OR HOLD PARTICULAR SECURITIES. NEITHER CREDIT RATINGS NOR MOODY'S PUBLICATIONS COMMENT ON THE SUITABILITY OF AN INVESTMENT FOR ANY PARTICULAR INVESTOR. MOODY'S ISSUES ITS CREDIT RATINGS AND PUBLISHES MOODY'S PUBLICATIONS WITH THE EXPECTATION AND UNDERSTANDING THAT EACH INVESTOR WILL, WITH DUE CARE, MAKE ITS OWN STUDY AND EVALUATION OF EACH SECURITY THAT IS UNDER CONSIDERATION FOR PURCHASE, HOLDING, OR SALE.

MOODY'S CREDIT RATINGS AND MOODY'S PUBLICATIONS ARE NOT INTENDED FOR USE BY RETAIL INVESTORS AND IT WOULD BE RECKLESS AND INAPPROPRIATE FOR RETAIL INVESTORS TO USE MOODY'S CREDIT RATINGS OR MOODY'S PUBLICATIONS WHEN MAKING AN INVESTMENT DECISION. IF IN DOUBT YOU SHOULD CONTACT YOUR FINANCIAL OR OTHER PROFESSIONAL ADVISER. ALL INFORMATION CONTAINED HEREIN IS PROTECTED BY LAW, INCLUDING BUT NOT LIMITED TO, COPYRIGHT LAW, AND NONE OF SUCH INFORMATION MAY BE COPIED OR OTHERWISE REPRODUCED, REPACKAGED, FURTHER TRANSMITTED, TRANSFERRED, DISSEMINATED, REDISTRIBUTED OR RESOLD, OR STORED FOR SUBSEQUENT USE FOR ANY SUCH PURPOSE, IN WHOLE OR IN PART, IN ANY FORM OR MANNER OR BY ANY MEANS WHATSOEVER, BY ANY PERSON WITHOUT MOODY'S PRIOR WRITTEN CONSENT.

CREDIT RATINGS AND MOODY'S PUBLICATIONS ARE NOT INTENDED FOR USE BY ANY PERSON AS A BENCHMARK AS THAT TERM IS DEFINED FOR REGULATORY PURPOSES AND MUST NOT BE USED IN ANY WAY THAT COULD RESULT IN THEM BEING CONSIDERED A BENCHMARK.

All information contained herein is obtained by MOODY'S from sources believed by it to be accurate and reliable. Because of the possibility of human or mechanical error as well as other factors, however, all information contained herein is provided "AS IS" without warranty of any kind. MOODY'S adopts all necessary measures so that the information it uses in assigning a credit rating is of sufficient quality and from sources MOODY'S considers to be reliable including, when appropriate, independent third-party sources. However, MOODY'S is not an auditor and cannot in every instance independently verify or validate information received in the rating process or in preparing the Moody's publications.

To the extent permitted by law, MOODY'S and its directors, officers, employees, agents, representatives, licensors and suppliers disclaim liability to any person or entity for any indirect, special, consequential, or incidental losses or damages whatsoever arising from or in connection with the information contained herein or the use of or inability to use any such information, even if MOODY'S or any of its directors, officers, employees, agents, representatives, licensors or suppliers is advised in advance of the possibility of such losses or damages, including but not limited to: (a) any loss of present or prospective profits or (b) any loss or damage arising where the relevant financial instrument is not the subject of a particular credit rating assigned by MOODY'S.

To the extent permitted by law, MOODY'S and its directors, officers, employees, agents, representatives, licensors and suppliers disclaim liability for any direct or compensatory losses or damages caused to any person or entity, including but not limited to by any negligence (but excluding fraud, willful misconduct or any other type of liability that, for the avoidance of doubt, by law cannot be excluded) on the part of, or any contingency within or beyond the control of, MOODY'S or any of its directors, officers, employees, agents, representatives, licensors or suppliers, arising from or in connection with the information contained herein or the use of or inability to use any such information.

NO WARRANTY, EXPRESS OR IMPLIED, AS TO THE ACCURACY, TIMELINESS, COMPLETENESS, MERCHANTABILITY OR FITNESS FOR ANY PARTICULAR PURPOSE OF ANY CREDIT RATING OR OTHER OPINION OR INFORMATION IS GIVEN OR MADE BY MOODY'S IN ANY FORM OR MANNER WHATSOEVER.

Moody's Investors Service, Inc., a wholly-owned credit rating agency subsidiary of Moody's Corporation ("MCO"), hereby discloses that most issuers of debt securities (including corporate and municipal bonds, debentures, notes and commercial paper) and preferred stock rated by Moody's Investors Service, Inc. have, prior to assignment of any rating, agreed to pay to Moody's Investors Service, Inc. for ratings opinions and services rendered by it fees ranging from \$1,000 to approximately \$2,700,000. MCO and MIS also maintain policies and procedures to address the independence of MIS's ratings and rating processes. Information regarding certain affiliations that may exist between directors of MCO and rated entities, and between entities who hold ratings from MIS and have also publicly reported to the SEC an ownership interest in MCO of more than 5%, is posted annually at www.moody.com under the heading "Investor Relations — Corporate Governance — Director and Shareholder Affiliation Policy."

Additional terms for Australia only: Any publication into Australia of this document is pursuant to the Australian Financial Services License of MOODY'S affiliate, Moody's Investors Service Pty Limited ABN 61 003 399 657 AFSL 336969 and/or Moody's Analytics Australia Pty Ltd ABN 94 105 136 972 AFSL 383569 (as applicable). This document is intended to be provided only to "wholesale clients" within the meaning of section 761G of the Corporations Act 2001. By continuing to access this document from within Australia, you represent to MOODY'S that you are, or are accessing the document as a representative of, a "wholesale client" and that neither you nor the entity you represent will directly or indirectly disseminate this document or its contents to "retail clients" within the meaning of section 761G of the Corporations Act 2001. MOODY'S credit rating is an opinion as to the creditworthiness of a debt obligation of the issuer, not on the equity securities of the issuer or any form of security that is available to retail investors.

Additional terms for Japan only: Moody's Japan K.K. ("MJKK") is a wholly-owned credit rating agency subsidiary of Moody's Group Japan G.K., which is wholly-owned by Moody's Overseas Holdings Inc., a wholly-owned subsidiary of MCO. Moody's SF Japan K.K. ("MSFJ") is a wholly-owned credit rating agency subsidiary of MJKK. MSFJ is not a Nationally Recognized Statistical Rating Organization ("NRSRO"). Therefore, credit ratings assigned by MSFJ are Non-NRSRO Credit Ratings. Non-NRSRO Credit Ratings are assigned by an entity that is not a NRSRO and, consequently, the rated obligation will not qualify for certain types of treatment under U.S. laws. MJKK and MSFJ are credit rating agencies registered with the Japan Financial Services Agency and their registration numbers are FSA Commissioner (Ratings) No. 2 and 3 respectively.

MJKK or MSFJ (as applicable) hereby disclose that most issuers of debt securities (including corporate and municipal bonds, debentures, notes and commercial paper) and preferred stock rated by MJKK or MSFJ (as applicable) have, prior to assignment of any rating, agreed to pay to MJKK or MSFJ (as applicable) for ratings opinions and services rendered by it fees ranging from JPY125,000 to approximately JPY250,000,000.

MJKK and MSFJ also maintain policies and procedures to address Japanese regulatory requirements.

Contacts

Alexios Philippides +357.2569.3031
VP-Senior Analyst
alexios.philippides@moodys.com

CLIENT SERVICES

Americas	1-212-553-1653
Asia Pacific	852-3551-3077
Japan	81-3-5408-4100
EMEA	44-20-7772-5454